



Band Virtual Learning

7th Grade Band

April 24th, 2020



7th Grade Band
Lesson: April 24th, 2020

Objective/Learning Target:

Students will be identifying and playing both reviewed and new rhythms by counting and clapping or on their instrument.

Review:

NOTE VALUES AND RESTS

Notes	Names	Rests
	Whole	
	Half	
	Quarter	
	Eighth	

Review:

COUNTING METHOD

- When the quarter note receives one count ($\frac{2}{4}$, $\frac{3}{4}$, $\frac{4}{4}$, $\frac{5}{4}$, etc.), use the following measure-wise counting method (pronounced: one and two and three and four and):

1 & 2 & 3 & 4 &

- For the four-fold division of the beat (sixteenth notes) and its variations, use 1 e & a (pronounced: one ee and a):

1 e & a 2 e & a 3 & 4 &

1 & a 2 & a 3 & 4 &

1 e & 2 e & 3 & 4 &

1 (e &) a 2 (e &) a 3 & 4 &

Review:

Remember from last week...



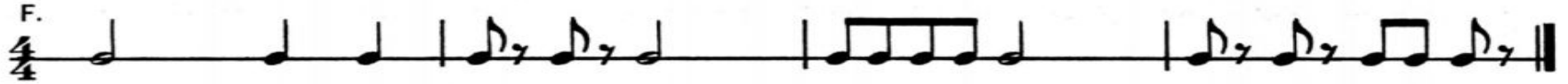
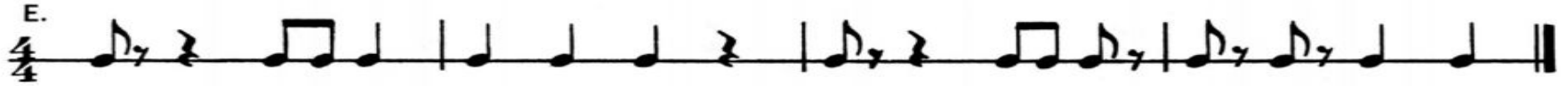
- A *dot* after a note or rest adds half of the value of the note/rest it follows.

Example:  $\text{dotted half note} = \text{half note} + \text{whole note}$


 $\text{dotted quarter note} = \text{quarter note} + \text{eighth note}$

Review of Rhythms from Last Week:

Go through each line. Set a metronome (free online [HERE](#)), count first, then play.
If you have the ability, record and then play back to review your work!



Review of Rhythms from Last Week:



Write in counting.

A. $\frac{2}{4}$

B. $\frac{2}{4}$

C. $\frac{2}{4}$

Practice: More with Dotted Rhythms

D.

2/4

E.

2/4

F.

2/4

G.

2/4

Practice: More with Dotted Rhythms

A. $\frac{4}{4}$ 


B. $\frac{4}{4}$ 

C. $\frac{4}{4}$ 

D. $\frac{4}{4}$ 

Let's Get Crazy!

Syncopation = accent off
the beat.



For the next slide, use all the counting skills you have and give this a shot.
Some rhythms will be no problem, others might trip you up.
Don't give up, and always count first.

Let's Get Crazy!

Syncopation = accent off the beat.




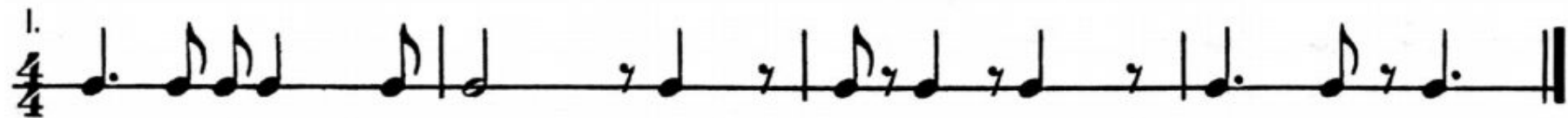

A.

B.

C.

D.

Let's Get Crazy!





Let's Check Your Work

This video goes through all of the rhythms from this packet. Use this as a resource to check your work and as a way to be able to practice along with someone!

Click [HERE](#) for video.